



THE SECOND A REEL GOULASH

The Budapest Book of
Scottish Dances

2019.



www.bstk.hu

FaceBook: BudapestScottishDanceClub

Youtube: BudapestScottishDanceClub

Foreword

Welcome to the second book of dances from the Budapest Scottish Dance Club. It's almost 8 years since our first book was published and was welcomed very well in the SCD community. Many of the dances from the first book became favourites of dance programmes all around the world.

Over the past 8 years Budapest Scottish Dance Club has developed a lot. We have had 4 beginners' courses and we now have more than 60 members. Also, in 2017, two more of our members became fully certificated RSCDS teachers.

We are also actively building relationships with other representatives of the Scottish culture in Hungary, such as the St. Columba's Scottish Church and the Hungarian-Scottish Friendship Society. Plus, we have a close friendship as well as an active community with the Austrian and Czech Scottish dancers.

Our club members perform at various events, and the videos of them are very famous all over the world, thanks to the energy and proficiency of the dancing.

Please join us on our various social media platforms:

- Web: www.bstk.hu (dances and books: www.bstk.hu/book)
- Facebook: www.facebook.com/BudapestScottishDanceClub/
- Youtube: [BudapestScottishDanceClub](https://www.youtube.com/BudapestScottishDanceClub)

This new book contains different levels of dances. The number of thistle symbols shows the difficulty of the dance (one means easy, three is challenging).

As always, we are grateful to the many people involved with the production of this book.

We wish you good fun with the dances! Enjoy them!

Budapest, January 2019

Zsolt Molnar

Editor

Acknowledgements

The Budapest Scottish Dance Club would like to thank Catriona Bennett for proof-reading and correcting the dance descriptions and diagrams.

Revision 1 (16.09.2019 Dániel Gera)

The Budapest Scottish Dance Club would like to thank Murrough Landon for his helpful suggestions regarding the dance diagrams and descriptions. His recommendations served as the main basis of the present review.

1. 14:13	5
2. Flowers of Ildikó	6
3. Happy to see you (the Looping Man).....	7
4. Znojmo Sixsome.....	9
5. Dodgem Reel	11
6. Hip-Hop for Hipsters	13
7. Metro4.....	16
8. The Real Wedding Reel.....	18
9. Scottish Roulette.....	20
10. Two hornpipes	21
11. Finding You	25
12. Interval.....	27
13. Jack Daniel’s Waltz.....	29
14. The New Shepherd’s Crook	32
15. Birthday Birl	34
16. Clink the glass	36
17. Meet Linlithgow	38
18. The Right Partner.....	40
19. The three “E”s	41
20. Budapest Fun	44
21. The Dagda Circle.....	46
22. Debbie the Hungarian Lady.....	48
23. Gift to Bo’ness Dance	49



1. 14:13

32 bar Jig for couples in a circle.

Each man has his partner on his right, all facing in.



Bars	Description
1-8	All dance hands round to the left, on bar 4 pull back left shoulder, dance hands round to the right and finish facing partner.
9-12	Set to partner, turn with the right hand once round.
13-16	Men move on 2 places anticlockwise by passing partner right shoulder and next woman left shoulder.
17-20	Set to new partner, turn with the right hand once round.
21-24	Women move on 2 places clockwise by passing new partner right shoulder and next man left shoulder.
25-32	With both hands joined slip into the middle, men turn ladies clockwise under his left arm, slip out, men turn ladies clockwise under his right arm.

Devised by Zoltan Gräff, 07.01.2012. Finished at 14:13 :-)

2. Flowers of Ildikó

32 bar reel for couple facing couple round the room.

Each man has his partner on his right.



Bars	Description
1-8	With hands joined in a circle advance and retire twice – on bars 2 and 6 raise arms up and shout “Ildikó”.
9-12	Keeping nearer hands joined with partner and raising the joined hands above head-height, each woman dances in front of her partner, round him and back to place; the men stand still.
13-16	The men repeat, dancing in front of their partners to begin; the women stand still.
17-24	All dance back to back with dancer opposite, turn dancer opposite with the right hand.
25-32	Advance and retire, change places right hand with the dancer opposite then change places left hand with the next person. Join hands with next couple ready to start again.

Devised by Zsófia József, 2015.

One of the most common female names in our club is Ildikó. We celebrate their name day (10th March) with this dance.

Music: “Catch the Wind” is a good choice to have great fun!

3. Happy to see you (the Looping Man)

8x32 bar jig for couple facing couple round the room.

Each man has his partner on his right.



Bars	Description
1-8	Giving right hands, turn opposite dancer once round, giving left hands, turn partner once round (men always loop at the end of each turn).
9-16	Giving both hands, turn opposite dancer once round (men loop at the end) and dance back to back with partner.
17-24	All dance a men's Chain to finish in Allemande hold facing opposite couple.
25-32	Circular Interlocking Allemande: 25: step forward and to the right in Allemande hold, men are left shoulder to left shoulder in the centre facing their starting direction (clockwise/anticlockwise) 26: dance a quarter of the way round to the left as in the ordinary Allemande (men stay close with the left shoulders) 27: dance in or out and turn so that couple on the inside face clockwise, and the couple on the outside face anticlockwise 28: dance anticlockwise outside, clockwise inside and pass the next couple (this is the couple who were behind you at the beginning) 29-32: dance the last 4 bars of an ordinary Allemande, at the

end couples are facing their original direction (clockwise or anticlockwise) and man has his partner on his right.

Repeat with next couple.

Devised by Gábor Turi, 2017

The dance was written for the 10th anniversary international weekend course of the Budapest Scottish Dance Club held in Budapest, 2017.

4. Znojmo Sixsome

32 bar reel for three dancers facing another 3 dancers in a round-the-room formation



Bars

Description

- 1-6 Dance to each corner and set: this formation consists of four 6-bar phrases in which the centre person will act as the leading couple, 1st corner is the person on the right of the three, and 2nd corner is the person on the left of the three. Everyone will dance anticlockwise to each of the four corner positions and set on each corner as follows:
- 1-2: centres dance to 1st corner position (on their right) passing 1st corners by the right shoulder AS 1st corners dance into the centre to pass each other by the right shoulder to face second corners AS 2nd corners (left enders) set.
- 3-4: 1st corners dance to 2nd corner position passing 2nd corners by the right shoulder AS 2nd corners dance into the centre to pass each other by the right shoulder AS centres set (in first corner position).
- 5-6: 2nd corners dance to 1st corner position passing centres by the right shoulder AS centres dance into the centre to pass each other by the right shoulder AS 1st corners set.
- 7-24 Repeat bars 1-6 three more times to end in original places.
- 25-32 Circular set and rotate for three: this formation is a modified version of the three couple Set and Rotate figure:

25-26: all set;

27-28: all, pulling back right shoulder, cast clockwise a quarter of the way round.

29-30: all cross left hand with the opposite person

31-32: all chase anticlockwise a quarter of the way round to face the original direction (clockwise or anticlockwise) ready to start again.

Repeat with the next three dancers.

The dance was devised by Gabor Turi for the weekend course held in Znojmo, Czech Republic in 2018 as the third annual gathering for Austrian, Czech, Slovak and Hungarian SCD dancers (+some friends from other countries as well).



5. Dodgem Reel

32 bar reel for three couples standing in a three couple longwise set or sitting separately in dodgems



Bars	Description
1-8	1st, 2nd and 3rd couples dance reels of three on the sides. To begin, 1st couple cross down, 1st woman passing 3rd man by the left and 1st man passing 3rd woman by the right while 2nd couple dance out and up. 1st couple finish in partner's place while 2nd couple finish between 3rd couple in the middle of the set facing up, 3rd couple finish back in places facing up.
9-12	1st couple cross over passing right shoulder (no hands) and cast down 1 place while 2nd couple dance up to top without taking hands, 2nd man finish facing out.
13-16	2nd and 1st couples chase anticlockwise half way round, 1st lady & 2nd man finish facing out.
17-18	1st couple (1st lady leading followed by her partner) cast down 2 places while 2nd couple (2nd man leading followed by his partner) cast down 1 place.
19-24	1st and 2nd couples dance three quarters of a double figure of eight round the standing 3rd couple (2nd couple always cross first).
25-26	1st woman, 2nd man, 2nd woman and 1st man cross up 1 place without taking hands, (women cross first) while 3rd

couple dance up 1 place on the sidelines. Women finish facing up.

27-32 1st woman followed by 2nd and 3rd women dance across the set, behind the men and pass own partner by the left shoulder to dance back to own side. 2,3,1

Repeat from new positions.

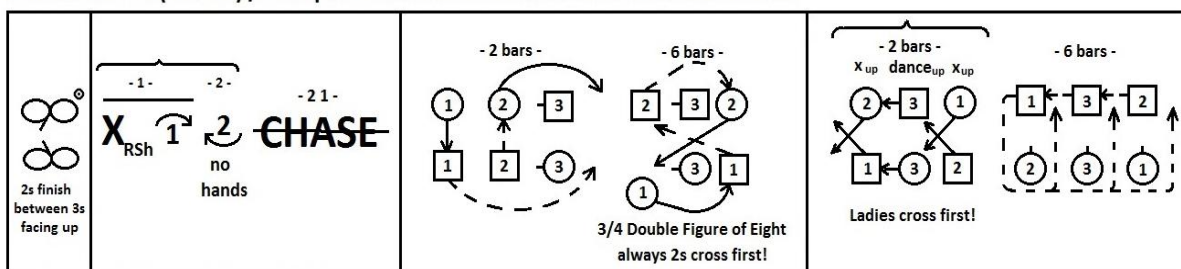
Note: If “danced” in dodgems take 16 bars of music for each 8 bars section (R 3x64 bars)

The dance was devised by Bexi and Gabor for David Hall for his very special birthday as a present along with a voucher of a dedicated private use of the whole dodgem facility in Böhmischer Prater, Wien.

The MOTTO of the dance: accidents can happen only accidentally!

Music: The Wiggle in the Middle by Christina Hood

DODGEM Reel (R 3*32) /3 couples (dancers standing in a longwise set or sitting separately in dodgems)



by Beatrix Wepner & Gabor Turi

6. Hip-Hop for Hipsters

32 bar reel for five couples in a five couple longwise set



Bars	Description
1-8	1st couple followed by 2nd, 3rd, 4th and 5th couples lead down the middle for 5 bars (2nd, 3rd, 4th and 5th couples dance up to top place on their own side to start) and while 1st couple dance off the floor to sit out and have a rest (and/or drink a sip of gin & tonic) 5th couple lead up back to top followed by 4th, 3rd and 2nd couples. (5,4,3,2)
9-16	All four couples dance half reels of four on the sides (to begin men pass left shoulders and women pass right shoulder), all finish in the middle left shoulder to left shoulder with partner facing opposite side *, all dance around partner three quarters to the left to end facing partner in the middle (2 bars), all four men and all four women join hands to retire back to own sides (2,3,4,5).
17-32	All dance the Hip-Hop figure as follows: 17-18 2nd and 5th couples (end couples) giving right hands cross over while 3rd and 4th couples (middle couples) dance right hands across halfway 19-20 2nd and 4th couples also 3rd and 5th couples (top two and bottom two couples) dance left hands across halfway 21-22 4th and 3rd couples (end couples) giving right hands cross over while 2nd and 5th couples (middle couples) dance

right hands across halfway

23-24 4th and 5th couples also 2nd and 3rd couples (top two and bottom two couples) dance left hands across halfway

25-26 5th and 2nd couples (end couples) giving right hands cross over while 4th and 3rd couples (middle couples) dance right hands across halfway

27-28 5th and 3rd couples also 4th and 2nd couples (top two and bottom two couples) dance left hands across halfway

29-30 3rd and 4th couples (end couples) giving right hands cross over while 5th and 2nd couples (middle couples) dance right hands across halfway

31-32 3rd and 2nd also 5th and 4th couples (top two and bottom two couples) dance left hands across halfway. Finish in order 2,3,4,5, 1.

2nd couple starts the next time through from top place (leading down the middle for 5 bars and leaving the floor after the 5th bar) but the original 1st couple having had their rest join in again by using the last few bars of the first time through to walk/dance back in to 5th (bottom) place and continue as 5th couple.

* Dancers with right hip op. can face the opposite direction and dance around each other to the right.

Devised by Gabor Turi, 2019

Note: As an alternative version while other couples complete the dance 1st couple can dance a solo (instead of leaving the floor) as follows: 1st

couple completes the first 8 bars (leading down for 5 bars and up for 3 bars to 5th place), in tandem with 2nd couple dance the half reel of four finishing in top place in the middle, dancing bars 13-16 as the others, cast back to 5th place in 4 bars (bars 17-20), set and dance La Baratte (bars 21-28) and turn for 4 bars in any preferred way to finish back in 5th place on own sides.

Music: Neil Barron: The Auld Hip Joint

Dedicated to Jan Jones and all the dancers who are doing SCD with replacement hip joints.

7. Metro4

40 bar jig for four couples in a four couple longwise set

NB: This dance is in 10 bar phrases



Bars	Description
1-2	Taking hands on the sides, all four couples set.
3-10	All four couples dance reels of four on own sides of the set.
11-16	2nd and 3rd couples set, half turn with the right hand into right hands across halfway. (1,3,2,4)
17-20	2nd and 3rd couples chase clockwise halfway round to opposite sides. (1,2x,3x,4)
21-28	1st and 2nd couples also 3rd and 4th couples dance a double figure of eight. To begin 2nd couple cross up and 3rd couple cross down while 1st and 4th couples dance down or up the sides.
29-30	1st and 4th couples dance down or up the sides as 2nd and 3rd couples cross up or down to end 2,1,4,3 with 1st and 4th couples in the middle, nearer hands joined with partner, 1st couple facing down and 4th couple facing up. (2,1,4,3)
31-34	1st and 4th couples set and link to finish on opposite sides. (2,1x,4x,3)
35-40	1st and 4th couples set and link, 1st and 4th couples half turn partner with the right hand (2,4,1,3).

Repeat from new positions.

Devised by Zoltán Gräff, 2015

Construction of the new Budapest Metro Line 4, the Metro4, started on 23 January 2006 and finished on 28 March 2014.

I travelled on the new metro line on the day it opened and got off at all the 10 stations to take photos. That was when the idea came that I should devise a Scottish dance consisting of 10-bar phrases.

Eventually, the dance got its final form 11 months after the opening of the Metro4.

Recommended music: The Wee Cooper of Fife – J4x40 from the CD: Alan Gardiner and his Scottish Dance Band: A True Reflection

METRO4		10 bar phrases		4x40 J	
ALL S 	$\overbrace{2\ 3}^{\text{---}}$ S T_{R¹} RA	 Double Figures of Eight 5 changes (10 bars) 	 S & Link	 S & Link	4x 1x T_{R¹}

Zoltán Gräff, 2015, www.bstk.hu/dances/metro4/

4C/4C longwise set.

8. The Real Wedding Reel

64 bar reel for four couples in a square set



Bars	Description
1-8	All dance eight hands round and back.
9-16	All set and link with partner; all turn partner with the right hand one and a half times to finish with men facing in and women facing out.
17-24	All dance 2 bars of a Schiehallion reel, all giving right hands, half turn this person, all dance 2 bars of a Schiehallion reel, all giving right hands, three-quarter turn this person to end with men in the middle.
25-32	Men dance left hands across while the women dance halfway round the set clockwise to meet original partner (3,4,1,2), all, giving right hands, three-quarter turn partner to face them and set (without hands).
33-40	All dance half an interlocking reel of four (pass partner right shoulder, next person left shoulder, next person right shoulder and end facing this person). Giving right hands turn once round to end with women facing in and men facing out.
41-48	Repeat bars 17-24 (but the second right hand turn is just halfway) to end in partners place, facing partner (4,1,2,3).
49-56	All set, all dance la baratte, to end in promenade hold facing anticlockwise.
57-64	All promenade once round anticlockwise (4,1,2,3).

Repeat from new positions. Last time through ladies finish in middle for curtsy.

Devised by Zoltán Gräff, 2017

A present for Márta Lilik and Dániel Gera on their wedding.

THE REAL WEDDING REEL				4x64 R	
8	ALL S & LINK	ALL $T_{R1\frac{1}{2}}$	ALL $T_{R\frac{1}{2}}$	ALL $T_{R\frac{3}{4}}$	
LA	ALL $T_{R\frac{3}{4}}$ S	interlocking	ALL T_R	ALL $T_{R\frac{1}{2}}$	ALL $T_{R\frac{1}{2}}$
	ALL S La Baratte:				ALL PROM to: 4 1 2 3

Zoltán Gräff, 2017, www.bstk.hu/dances/the-real-wedding-reel/

4C/4C square set.

9. Scottish Roulette

32 bar reel, round the room dance for couples in two circles,
men on the outside facing the women on the inside



Bars	Description
1-8	All the women form an inner circle facing out and the men form an outer circle facing in. All circle left to find a new partner.
9-16	All, giving right hands to new partner, turn once round and, giving left hands, turn once round.
17-24	All, giving both hands, turn once round and dance back to back.
25-28	All the men form an arch and dance in, while all the women dance out under partner's right arm, set turning about.
29-32	Repeat bars 25-28 so that the women are back in the middle and men on the outside ready to start again.

Devised by Zsófia József, 2014

The dance was devised for our regular dance house for beginner dancers. The Roulette is symbolized by the two circles, if you are the winner you will get a partner after every turn! :-)



10. Two hornpipes

Reel 66.5 bars for 4 couples in a four couple longwise set



Distribution of the bars:

Parts	I.			II.			III.			IV.
Bars	8	8	1/2	8	8	7	8	8	3	8

Bars

Description

- I./1-8 1st, 2nd, 3rd, and 4th couples dance the Wave: 1st, 2nd, 3rd, and 4th couples set, and giving right hands, cross over, set, giving right hands cross over: 1st couple starts on bar 1, 2nd couple on bar 3, 3rd couple on bar 5 and 4th couple on bar 7. End facing up/down on the sides (1st and 4th couple on own sides, 2nd and 3rd couple on opposite sides)
- I./9-16 Set facing on the sides, then all set to partners, all couples giving right hands, cross over, 1st and 4th couples lead down or up to meet in the middle and face opposite sides WHILE 2nd and 3rd couples dance up or down one place on the sides and face partners. (order: 2,1,4,3)
- I./17 (1/2 bar) All clap.

- II./1-8 All dance Pirate Triangles: 1st and 4th women, also 1st and 4th men join hands with each other and one corner person and set. All release hands and, WHILE the corners giving both hands to partner turn to opposite sides, 1st and 4th couples (using Pas-de-basque) pull back right shoulder to dance round each other halfway, maintaining their back to back position. Repeat.
- II./9-16 1st and 4th couples dance out (without hands) and beyond the opposite sides, set pulling left shoulder back to face in, set again, 1st couple giving left hands and 4th couple giving right hands, cross over finishing on own sides. WHILE 2nd and 3rd couples set, chase clockwise halfway, and set. (order: 3,1,4,2)
- II./17-23 Dance eight hands halfway round to the left, all giving right hands to partner cross over, end facing clockwise and all dance half set.
- III./1-8 All dance Whirlwind: All dance chase clockwise halfway. 3rd and 1st couples also 4th and 2nd couples dance right hands across halfway, 1st woman and 3rd man, 1st man and 3rd woman, 2nd man and 4th woman, also 2woman and 4th man giving right hands, half turn on the sides. (order: 3,1,4,2)

- III./9-16 1st and 4th couples facing on the sides, also 2nd and 3rd couples facing partners set, and giving left hands half turn. 2nd dance up the outside of the set to the top, WHILE 3rd, 4th and 1st couples dance down one place on the sides, and giving right hands to partners turn once round. (order: 2,3,4,1)
- III./17-19 2nd couple with 3rd couple, also 4th couple with 1st couple dance half a set to the person next to them on the sides, then half a set to the person diagonally opposite to them, then half a set to their partners.
- IV./1-8 All dance eight hands halfway round to the left, on bar 4 cross right foot over left and pivot, then dance eight hands halfway round to the right.

Repeat from new positions.

Devised by Dániel Gera (2014), inspired by the music of Hans Zimmer.

First performed: SCD Weekend Budapest – Farewell Ceilidh – 01.05.2015.

Recommended music: Two Hornpipes (4x) (Pirates Of The Caribbean – from Hans Zimmer)

TWO HORNPIPES Hans Zimmer: Two Hornpipes (4x) 4x66.5 R

Parts	I.			II.			III.			IV.	
Bars	8	8	1/2	8	8	7	8	8	3	8	
Wave	1: S X_R S X_R 2: S X_R S 3: S X_R 4: S			$\boxed{1}$ $\textcircled{2}$ $\textcircled{3}$ $\boxed{4}$ $\boxed{1}$ $\textcircled{2}$ $\textcircled{3}$ $\boxed{4}$ $\textcircled{1}$ $\textcircled{2}$ $\textcircled{3}$ $\textcircled{4}$ $\textcircled{1}$ $\textcircled{2}$ $\textcircled{3}$ $\textcircled{4}$ — All Set — — All Set —							
	X_R All			to			\times All — 1/2 bar —				
Pirate Triangles				T_{B₂¹}						T_{B₂¹}	
	All Set			All Set							
	S \uparrow \uparrow S $\textcircled{2}$ $\textcircled{1}$ $\textcircled{4}$ $\textcircled{3}$ S \downarrow \downarrow S			14 $\left(\begin{matrix} \textcircled{1} & \textcircled{4} \\ \textcircled{1} & \textcircled{4} \end{matrix} \right)$ 14			S X_L X_R			$2\ 3$ 	S $\left(\begin{matrix} \textcircled{3} & \textcircled{1} & \textcircled{4} & \textcircled{2} \\ \textcircled{3} & \textcircled{1} & \textcircled{4} & \textcircled{2} \end{matrix} \right)$
	$3\ 1\ 4\ 2$ 			$\left(\begin{matrix} \textcircled{2} & \textcircled{4} & \textcircled{1} & \textcircled{3} \\ \textcircled{2} & \textcircled{4} & \textcircled{1} & \textcircled{3} \end{matrix} \right)$			S₂¹ 7 bars				
Whirlwind	$2\ 4\ 1\ 3$ 			$3\ 1$ $4\ 2$ RA RA			$\boxed{1}$ $\textcircled{3}$ $\textcircled{2}$ $\boxed{4}$ $\textcircled{1}$ $\textcircled{3}$ $\textcircled{2}$ $\textcircled{4}$ All T_{R₂¹}			$\left(\begin{matrix} \textcircled{3} & \textcircled{1} & \textcircled{4} & \textcircled{2} \\ \textcircled{3} & \textcircled{1} & \textcircled{4} & \textcircled{2} \end{matrix} \right)$	
	$3\ 1\ 4\ 2$ $3\ 4\ 1$ 2 S T_{L₂¹} T_R						$\textcircled{2}$ $\textcircled{3}$ $\textcircled{4}$ $\textcircled{1}$ $\textcircled{2}$ $\textcircled{3}$ $\textcircled{4}$ $\textcircled{1}$ $\textcircled{2}$ $\textcircled{3}$ $\textcircled{4}$ $\textcircled{1}$ All S₂¹ All S₂¹ All S₂¹ 3 bars				
	8 All Pivot Left			8							

I.

II.

III.

IV.

11. Finding You

56 bar strathspey for three couples in a 3 couple longwise set



Bars	Description
1-8	1st woman and 2nd man set advancing and, giving both hands, turn once round to place. 1st man and 2nd woman repeat.
9-12	Modified rights and lefts for three couples: 2nd and 3rd women on own side, 1st and 2nd men on own side also 1st woman and 3rd man diagonally giving left hands turn halfway to face each other and, pulling back by the left, dance out to new position.
13-16	All giving right hands to person opposite, turn halfway to face each other and pulling back right shoulder, then dance out to the other side of the set.
17-20	1st couple on women's side, 3rd couple on men's side and 2nd couple diagonally repeat bars 9-12. 1st and 3rd couples finish on the sides, facing partner.
21-24	1st and 3rd couples set to partners, giving both hands, turn partners, 3rd man and 1st woman lead partners by nearer hands one place clockwise to end on opposite sides, while 2nd woman steps down and 2nd man steps up. (order 3,2,1.)
25-32	All dance back to back with partner, all advance one step and retire one step. 3rd and 1st couples without giving hands cross to own sides, 3s remain facing out.

- 33-40 3rd and 1st couples dance a double figure of eight around the standing 2nd couple, 1st couple start by crossing up.
- 41-48 2nd and 1st couples (bottom two couples) set and rotate.
- 49-56 3rd and 1st couples (top two couples) dance a poussette. End in order: 312.

Repeat from new positions.

The dance was devised in 2017 by Márta Lilik as a surprise present for her husband Dániel Gera on their wedding.

Recommended music: Finding You (S3x56 bars version) by Dániel Gera. Available on YouTube via the QR code on the right.



FindingYou		3x56 S	
<div style="display: flex; justify-content: space-around;"> <div style="text-align: center;"> <p>①</p> <p>S↑T_B</p> <p>②</p> </div> <div style="text-align: center;"> <p>②</p> <p>S↑T_B</p> <p>①</p> </div> </div>	<div style="display: flex; justify-content: space-around;"> <div style="text-align: center;"> <p>① ② ③</p> <p>①- ②- ③</p> <p>T_L^{1/2} & Twirl</p> </div> <div style="text-align: center;"> <p>③ ③ ②</p> <p>② ① ①</p> <p>T_R^{1/2} & Twirl</p> </div> </div>		
<div style="display: flex; justify-content: space-around;"> <div style="text-align: center;"> <p>② ①- ①</p> <p>③- ③</p> <p>T_L^{1/2} & Twirl</p> <p>(to $\begin{pmatrix} ② & ①- & ① \\ ③- & -③ & ② \end{pmatrix}$)</p> </div> <div style="text-align: center;"> <p>1 3</p> <p>S T_B</p> <p>(to $\begin{pmatrix} ③ & ② & ① \\ ③ & ② & ① \end{pmatrix}$)</p> </div> </div>			
<p>3 2 1</p> <p>D</p>	<p>3 2 1</p> <p>↕</p> <p>3 1</p> <p>X</p> <p style="text-align: center; font-size: small;">no hands</p>	<div style="display: flex; align-items: center;"> <div style="margin-left: 20px;"> <p>(to $\begin{pmatrix} ③ & ② & ① \\ ③ & ② & ① \end{pmatrix}$)</p> </div> </div> <p style="text-align: center; font-size: small;">Double Figures of Eight</p>	
<p>1 2</p> <p>S</p> <p style="text-align: center; font-size: small;">Set and Rotate</p>	<div style="display: flex; justify-content: space-around;"> <div style="text-align: center;"> <p>②- ②</p> <p>①- ①</p> <p>X_R</p> </div> <div style="text-align: center;"> <p>②- → ②</p> <p>↑ ① ← ①</p> </div> </div>		<p>3 1</p> <p>P</p>

12. Interval

Medley of 2x32 bar reel and 2x32 bar jig, for four couples in a square set



Bars	Description
1-6	1st and 3rd couples dance three quarters rights and lefts. WHILE 2nd and 4th couples dance three quarters rights and lefts, beginning by giving right hands on the sides.
7-8	All dance the Interval figure: stand facing the middle of the set and do nothing for 2 bars (here dancers can do anything funny on the spot instead of nothing).
9-12	All couples advance with partner and retire with corner.
13-14	1st man and 1st woman, 4th man and 2nd woman, 2nd man and 4th woman also 3rd man and 3rd woman pass right shoulder to dance back to original place.
15-16	All dance the Interval figure.
17-24	All ladies petronella turn one place anticlockwise, set, petronella turn one place anticlockwise again and set (facing the middle of the set). WHILE All men set, petronella turn one place anticlockwise, set and petronella turn one place anticlockwise to partners.
25-30	All in promenade hold, dance anticlockwise three quarters round the set

31-32 All dance the Interval figure.

Repeat from new positions.

Devised by Dániel Gera (2018), inspired by the word “Interval”, that can be found in every ball or Scottish social event program.

Recommended music: Dániel Gera – Interval (R2x32 + J2x32 (Medley))

Available on YouTube via the QR code on the right.



INTERVAL		2x32 R + 2x32 J	
$\overbrace{1 \quad 3} \quad \overbrace{2 \quad 4}$ <p style="text-align: center;">RL_{3/4} RL_{3/4}</p> <p style="text-align: center;">Begin with right hand on the sides</p>	All Interval figure		
		All Interval figure	
<p style="text-align: center;">— All Ladies — — All Men —</p> <p style="text-align: center;">Petronella turn S Petronella turn S S Petronella turn S S ↗</p>			
All PROM _{3/4} anticlockwise		All Interval figure	

13. Jack Daniel's Waltz

2x64 or 4x64 bar waltz for four couples in a square set



Dancers use classical Waltz steps throughout the dance.

Bars

Description

- 1-8 All couples, with nearer hands joined, advance and retire twice.
- All couples, with nearer hands joined, dance twice: one chasse step to the right, one chasse step to the left.
- 9-16 Ladies dance diagonally left towards the man of the next couple (1st woman towards 2nd man, 2nd woman towards 3rd man, 3rd woman towards 4th man, 4th woman towards 1st man), and pulling right shoulder back turn to face their partner.
- All couples giving both hands, turn one and a half times. (At the end, all the men are in the middle of the set).
- 17-24 All dance a half St. Andrew's Cross anticlockwise: All four men dance left hands across halfway, while retaining nearer hands with partner.
- All couples giving right hands, turn one and a half times. (At the end, all the women are in the middle of the set).
- 25-32 All dance a half St. Andrew's Cross clockwise: All women dance right hands across halfway, while retaining nearer hands with partner.

All couples, giving right hands, turn one and a quarter times to finish in original positions.

- 33-36 All couples, with nearer hands joined, advance and retire twice.
- 37-40 1st and 3rd couples dance across to the opposite side of the set passing right shoulder (no hands) with the dancer opposite. (1st man pass 3rd woman, 3rd man pass 1st woman)
- 41-44 All couples advance and retire twice. (holding nearer hand)
- 45-48 2nd and 4th couples repeat bars 37-40.
- 49-52 All couples take ballroom hold and dance two waltz steps in place, during which all couples turn halfway to the right.
- 53-64 All couples waltz once round the set anticlockwise. (At the end all couples are opposite where they started ie 1st couple is in 3rd place).

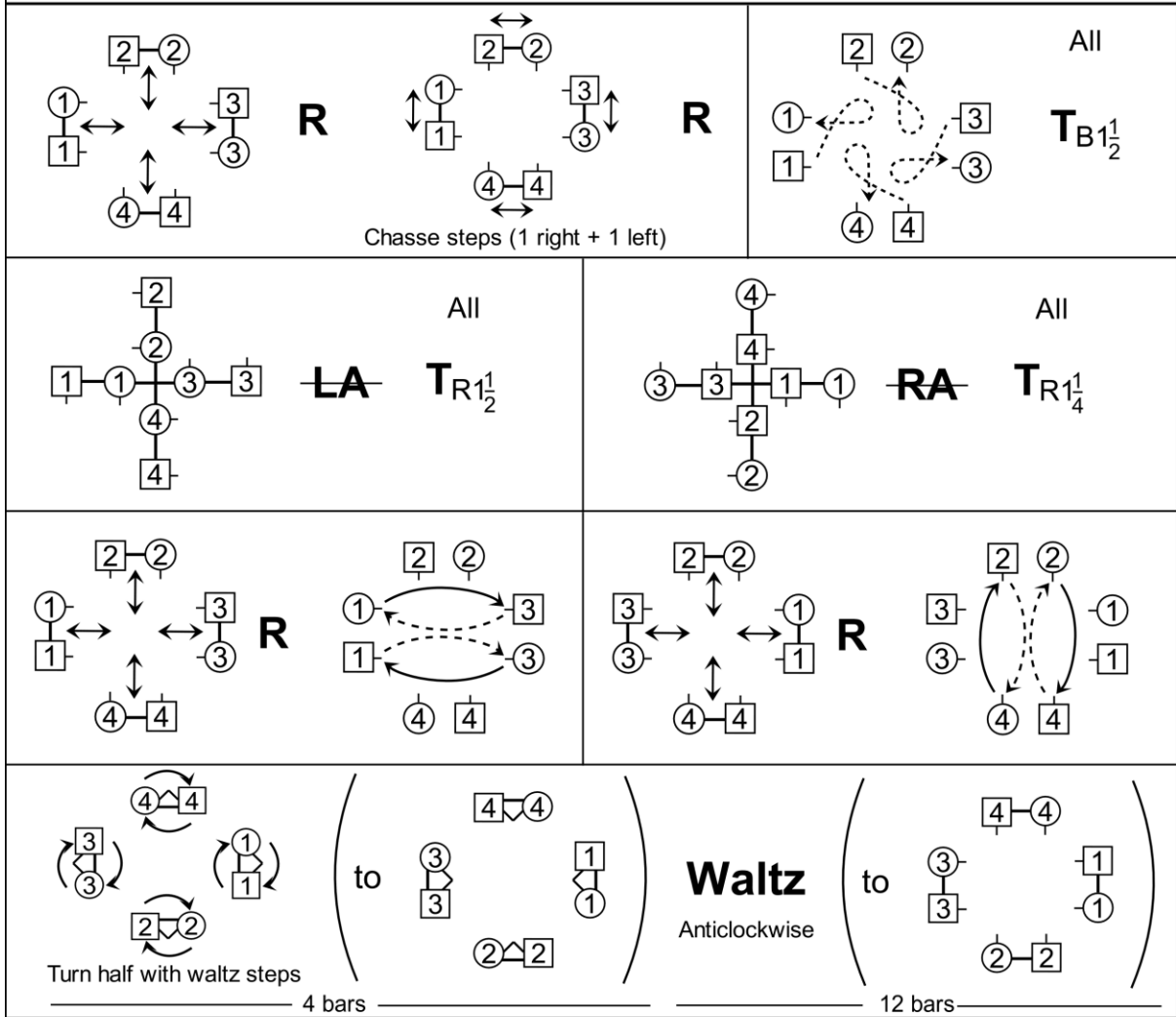
Repeat from new positions.

Devised by Dániel Gera (2015), inspired by a dancer saying at the beginners' course: "This dance would be much easier to dance after having a Jack Daniel's..."

Recommended music tempo range: 35 – 45 BPM

JACK DANIEL'S WALTZ

2x64 W or 4x64 W



14. The New Shepherd's Crook

40 bar strathspey for 3 couples in a 3 couple longwise set



Bars	Description
1-8	1st couple set to each other lead down, cross over below 3rd couple and cast up to 2nd place opposite side, 2nd couple step up on bars 7-8.
9-16	1st man with 2nd and 3rd woman, and 1st woman with 2nd and 3rd man dance the “shepherd’s crook” as follows: all set on the sidelines, the person on the right of 1st couple dances under the arch made by 1st couple and the person on their left, 1st couple follows under the arch while the left hand person turns under his/her own right arm. Repeat with the dancer on the left of 1st couple leading.
17-20	1st couple dance a half reel of three on the sidelines, giving right shoulder to person on their right to begin.
21-24	3rd couple turn both hands once round, while 1st couple turn both hand one and a half times to finish in a diagonal line.
25-32	3rd and 1st couple dance a half poussette followed by 3rd and 2nd couple dancing a half poussette finishing in order 1, 2, 3.
33-40	All three couples dance six hands right round to the left for 6 bars finishing in order 1,2,3 in the middle facing up. On the last 2 bars 1st couple cast down 2 places, while 2nd and 3rd couple dance up finishing in order 2, 3, 1.

Devised by Zsolt Molnar for David Hall on the occasion of a „rather special birthday” May 2018. Dave was the mentor and „shepherd” during Zsolt’s SCD teaching certificate.

THE NEW SHEPHERD'S CROOK			3x40S
$S \rightarrow X_R \overset{1}{\curvearrowright}$			 $T_B \quad T_{B1\frac{1}{2}}$
3 1 P	3 2 P	1 2 3 1 2 3 6 bars	

Zsolt Molnar, 2017.

3C/3C longwise set.


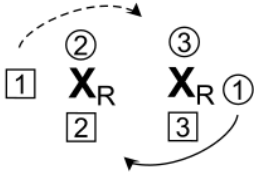


15. Birthday Birl

32 bar reel for 3 couples in a 4 couple longwise set



Bars	Description
1-4	1st couple, giving right hands, turn and cast off one place. 2nd couple step up on bars 3-4.
5-8	1st couple, giving left hands, turn one and a quarter times.
9-10	1st man with 3rd couple, and 1st woman with 2nd couple dance right hands across halfway.
11-12	2nd and 3rd couples giving right hands, cross over while 1st couple chase clockwise a quarter of the way round the set.
13-14	All 3 men and all 3 women dance right hands across halfway on the sides.
15-16	2nd and 3rd men, 2nd and 3rd women, giving right hands, change places on the sides while 1st couple, giving left hands, turn to finish facing first corner.
17-24	1st couple turn first corners right hands, partner with the left hand, second corner with the right hand, and giving left hand to partner, cross to second place, own sides.
25-28	2nd, 1st and 3rd couples advance and retire.
29-32	2nd, 1st and 3rd couples dance back to back.

Devised by Zsolt Molnár for Zsófia József on her birthday. First danced at the RSCDS Summer school 2015.

BIRTHDAY BIRL		8x32 R	
T_R 	T_L	$\overbrace{2 \boxed{1} \textcircled{1} 3}$ RA RA	
$\boxed{3} X_R \boxed{2}$ $\boxed{1} T_L \textcircled{1}$ $\textcircled{3} X_R \textcircled{2}$		2 1 3 	$\boxed{1}$ $\boxed{2} \text{RA} \boxed{3}$ $\textcircled{2} \text{RA} \textcircled{3}$ $\textcircled{1}$

Zsolt Molnar - For Zsófi's Birthday - 2015.

3C/4C longwise set

16. Clink the glass

32 bar reel for three couples in a three couple longwise set

Each person has a glass in their right hand with a small drink in it



Bars	Description
1-4	All 3 men advance, clink, and retire.
5-8	All 3 ladies repeat bars 1-4.
9-10	1st and 2nd couples set advancing,
11-12	1st and 2nd couples clink, set while changing hands and clink again,
13-14	1st and 2nd couples set facing each other up and down while changing hands again,
15-16	1st couple dance down the outside to 2nd place while 2nd couple dance up the middle to 1st place.
17-20	All 3 couples set and link (without giving hands).
21-24	All 3 couples advance, clink, and retire.
25-28	All 3 couples set and link (without giving hands).
29-32	All 3 couples half turn passing right shoulder to face each other, clink, and pull back by the right to dance out to place. Finish in order 3,1,2.

Repeat from new positions.

Devised by Zsolt Molnár in 2016 to celebrate the 150th Ceilidh of the Budapest Scottish Dance Club.

Note: whenever clink is mentioned you are just clinking your glasses together!

CLINK THE GLASS		8x32 R	
1 2 3 ↓ CLINK ① ② ③ [1] [2] [3] ↓ CLINK 1 2 3	1 2 S ↑ S CLINK CLINK	[1] [2] ① ② S 1 2 ↻ 1 ↻ 1	
2 1 3 S & LINK NO HANDS [3] ① ↔ ③ [2] [1] [2] CLINK	[3] S [2] ① & [1] LINK ③ NO HANDS ②	3 1 2 R ₁ ¹ ↻ CLINK R ₂ ² ↻	

Zsolt Molnar - 2017.

3C/3C longwise set

17. Meet Linlithgow

40 bar strathspey for four couples in a 4 couple longwise set



Bars	Description
1-8	All set, then 1st and 2nd men giving left hands, 3rd and 4th men giving right hands, 1st and 2nd women giving right hands, 3rd and 4th women left hands, turn halfway to end with 1st and 4th couples back to back, nearer hands joined with partner. 1st and 4th couples set and link, while 2nd and 3rd couples dance back to back (2,1 _x ,4 _x ,3).
9-16	1st couple dance half a figure of eight up round 2nd couple as 4th couple dance half a figure of eight down round 3rd couple. 1st and 4th couples set and link. (2,4,1,3).
17-18	4th and 1st couples advance one step and retire one step, while 2nd and 3rd man, giving right hands, 2nd and 3rd women, giving left hands, change places.
19-22	Bottom 3 couples dance half mirror reels of three on own sides, 1st couple dancing in and down to begin.
23-24	All four couples, giving both hands, turn once round to finish in the middle, nearer hands joined, with 3rd couple facing 2nd couple and 1st couple facing 4th couple (3,2,1,4).
25-32	3rd and 2nd couples dance a rondel as 4th and 1st couples dance a mirror rondel, at the top 2nd couple going up make the arches, at the bottom 1st couple going down make the arches (2,3,4,1).

33-40 2nd couple with 3rd couple and 4th couple with 1st couple
dance a pousette.

Repeat from new positions.

Devised by Vilmos Bagoly, 2018.

MEET LINLITHGOW				4x40S	
ALL S	$\boxed{1}-T_{R_2^1}-\boxed{2}$ $\boxed{3}-T_{L_2^1}-\boxed{4}$ $\textcircled{1}-T_{L_2^1}-\textcircled{2}$ $\textcircled{3}-T_{R_2^1}-\textcircled{4}$	2 D	$\boxed{1}$ $\boxed{4}$ $\textcircled{1}$ $\textcircled{4}$ S & LINK	3 D	
1 4 S & LINK	$\overbrace{4\ 1}$ $\boxed{2}-X_L-\boxed{3}$ \updownarrow $\textcircled{2}-X_R-\textcircled{3}$	4 1 2 	ALL T_B	3 2 1 4 RON RON DEL DEL MIRROR 2s and 1s make arches	2 3 4 1 P P

Vilmos Bagoly, 2018.

4C/4C longwise set

18. The Right Partner

32 bar reel for couples in a circle

Each man has his partner on his right, all facing in.



Bars	Description
1-8	All dance hands round and back to finish facing partner.
9-16	All, giving right hands, turn partner once round and dance back to back with partner.
17-20	All, giving right hands turn partner three quarters to form two circles (women in the inner circle facing out, men in the outer circle facing in).
21-24	All circle left to find new partner.
25-32	All, giving right hands, turn new partner one and a quarter times to finish in one big circle, facing new partner. Set twice to new partner retaining right hands, end facing the middle of the big circle ready to start again.

Repeat from new positions.

Devised by Márta Lilik, 2018.



19. The three “E”s

32 bar strathspey for five couples in a square set; 5th couple facing each other in the centre, 5th woman has her back to 2nd couple and 5th man has his back to 4th couple



Bars	Description
1-4	1st and 3rd couples in promenade hold dance half a reel of four with 5th couple. To begin 5th couple pass each other right shoulder, then 5th woman passes 1st couple right shoulder and 5th man passes 3rd couple right shoulder. 5th couple pass right shoulder to finish 5th man facing 2nd couple and 5th woman facing 4th couple.
5-8	2nd and 4th couples in promenade hold dance half a reel of four with 5th couple. 5th couple pass left shoulder to finish 5th man facing 3rd couple and 5th woman facing 1st couple.
9-16	All dance the “Teapot Chain” 1-2 5th woman with 1st couple and 5th man with 3rd couple dance right hands across moving two places round the wheel while side couples, giving right hands, turn halfway; 3-4 Dancers on the outside, giving the person they are facing left hands, turn halfway while the two in the middle (1st and 3rd women), giving left hands, turn three-quarters; 5-6 Middle people dance right hands across with side couples (1st woman with 3rd man and 5th woman, 3rd woman with 1st man & 5th man) moving 2 places round the

wheel while the people facing at the top and bottom, giving right hands, turn halfway;

7-8 Dancers on the outside of the set, giving the person they are facing left hands, turn halfway while the two in the middle (5th couple), giving left hand, turn three-quarters.

5th couple finish facing 4th couple in promenade hold.

17-24 Progression (all couples take promenade hold on bar 17):

1-2 5th and 4th change places passing right shoulder;

3-4 4th and 3rd couples change places passing right shoulder while 5th couple set, nearer hands joined;

5-6 3rd and 2nd couples change places passing right shoulder while 4th and 5th couples set, nearer hands joined;

7-8 2nd and 1st couples change places passing right shoulder while 3rd, 4th and 5th couples set, nearer hands joined.

25-28 Outside couples dance eight hands round to the left while the new middle couple (original 1st couple) set and, giving right hands, turn halfway.

29-32 Outside couples dance eight hands round to the right while the new middle couple set and, giving right hands, turn halfway ready to start again.

Repeat from new positions.

In the “Teapot Chain” the first wheel (or “teapot”) is done with the Head Couple positions and the second one with the Side Couple positions. At the end of this figure, the outside couples finish in the place opposite

where they started it while the middle couple returns to the centre of the set.

This figure was devised at the Budapest Scottish Dance Weekend in 2013 (using the pink & blue tops from bottles of water!) for a dance I was asked to write for a 50th birthday celebration. I thought it would be nice to use it again in a dance for Budapest.

At the end of the progression, 2nd couple must remember that they dance into the eight hands round to the left instead of setting.

The dance derives its name from the theme of the Budapest Scottish Dance Weekend, 24-26 April 2015. The “three Es” are Enthusiasm, Experience & Excellence, which also represent the trio of organisers: Ágnes, Zsófia & Laura.

The dance is dedicated to the Budapest Scottish Dance Club with many thanks and great affection for their wonderful hospitality and happy dancing.

Tim Bolton-Maggs

20. Budapest Fun

32 bar reel for three couples in a four couple longwise set



Bars	Description
1-8	1st couple lead down the middle and up to 2nd place (2s step up on bars 3-4).
9-16	2nd and 1st couples dance right hands across, 1st and 3rd couples dance left hands across. 1 st couple finish facing first corners.
17-24	1st couple dance a half reel of four with 1st corners and pass right shoulder to face 2nd corners, 1st couple dance a half reel of four with 2nd corners. 1st couple finish in 2nd place opposite side and all couples face clockwise.
25-28	All three couples chase clockwise halfway back to own side.
29-32	2nd, 1st and 3rd couples, giving right hands, turn partners once round or birl.

Repeat, having passed a couple.

Devised by Catriona Bennett, 14/10/18.

This dance was inspired by the fun I had on a long weekend in Budapest in October 2018.

The first 8 bars is travelling into the city and then onto dancing; the second 8 bars is the dancing; the third 8 bars is walking around visiting

places; and the last 8 bars is the musical fountain on Margaret Island which has become a favourite place of mine.

Recommended music: Budapest Birl by James Gray

21. The Dagda Circle

32 bar reel for couples in a circle

Each man has his partner on his right, all facing in



Bars	Description
1-8	All dance hands round and back.
9-16	Clap 4 times facing partner, clap 4 times facing opposite partner, and repeat for eight bars.
17-18	All men dance in and pull right shoulder back.
19-20	All men making arch, dance out and turn to face in pulling right shoulder back, WHILE all women dance in under the arch, passing right shoulder with partner, and turn to face out pulling right shoulder back.
21-22	All women making arch, dance out and turn to face in pulling right shoulder back, WHILE all men dance in under the arch, passing right shoulder with partner, and turn to face out pulling right shoulder back.
23-24	All giving right hands, half turn partner into promenade hold facing clockwise.
25-32	All promenade. During the last four bars all woman progress forward two places to meet a new partner. On the last bar men dance slightly forward to form circle ready to start again.

Dagda Circle

Csilla Kaczur

1
D G A7 D G D G D h G A A7

9
G D h G A7 D

17
G D A A7 D E E7 A E E7 A A7

25
D G A7 D G D G D h G A7 D

Dagda Circle was created by Zsolt Molnár in 2019 on the occasion of the 25th anniversary of the founding of the band Dagda. The band – Csilla Kaczur, Tom Chilton and Bence Kas – provides dance music for Scottish events in Hungary and has been playing at the monthly Budapest Scottish Dance Club dances for over ten years.

22. Debbie the Hungarian Lady

32 bar reel for two couples in a four couple longwise set



Bars	Description
1-4	1st and 2nd couples set and link.
5-8	1st couple dance half a figure of eight round 2nd couple (2,1x).
9-16	2nd and 1st couples dance a ladies chain (2,1x).
17-20	2nd and 1st couples dance half rights and lefts (1,2x).
21-24	2nd couple dance half a figure of eight round 1st couple and both couples finish in the middle facing partners with both hands joined (1,2).
25-32	1st and 2nd couples dance a poussette (2,1).
Repeat from new positions	

Devised by Vilmos Bagoly, 2018.

DEBBIE THE HUNGARIAN LADY				8X32 R	
1 2 S & LINK		2 1x 	2 1x RL		1 2 P

Vilmos Bagoly, 2018

2C/4C longwise set.

23. Gift to Bo'ness Dance

24 bar reel for couple facing couple round the room.

Each man has his partner on his right.



Bars	Description
1-8	All dance four hands round and back.
9-12	All dance half rights and lefts giving right hands to the dancer opposite to begin.
13-16	All dance back to back with the dancer opposite.
17-20	All repeat bars 9-12.
21-24	Giving right hands to the dancer opposite, turn half way to face each other and pull back by the right to finish facing new couple.

Devised by Vilmos Bagoly, 2019.

Gift to Bo'ness Dance				R 24
1 2 4	①- ②- RL ①- ②-	②- D ①- ②- D ①-	②- ①- RL ②- ①-	①- ②- 1 2 T_R¹₂ ↻ ↻ ①- ②- ↻ ↻

Vilmos Bagoly, 2019

2C/2C Round the Room.



Notes



Front cover image: the Chain Bridge of Budapest on St Andrews day 2018 with lights in the colours of the Scottish Flag. Image courtesy of István Cziráki.

Back cover upper image: the celebration of the 150th Ceilidh of the Budapest Scottish Dance Club in 2018 with members of ensemble Dagda.

Back cover lower image: the 20th anniversary celebration party of Budapest Scottish Dance Club in 2018.

